



POSIBILIDADES / POSSIBILITIES

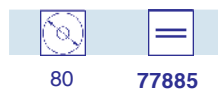


1º ESCOGER TIPO DE PATÍN GRANDE, MEDIANO O PEQUEÑO

CHOOSE THE MAIN FORK: BIG, MEDIUM OR SMALL

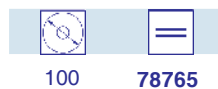
2º ESCOGER TIPO DE RUEDA A MONTAR EN LOS PATINES

CHOOSE THE CASTORS TO MOUNT ON THE MAIN FORK



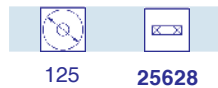
80

77885



100

78765



125

25628



CÓDIGO CODE									
77885	80	30	40	12	106	139	105 x 80	12	400
78765	100	31	40	12	127	160	105 x 80	12	500
25628	125	40	59	20	164	189	105 x 80	12	600